



## What is a roundabout?

- ▶ A roundabout is a one-way circular intersection engineered to maximize safety and reduce traffic congestion.
- ▶ The "yield at entry" rule reduces delay by eliminating unnecessary stopping. Drivers yield to traffic in the roundabout and enter only when there is a safe gap in traffic.
- ▶ Pavement markings and signs direct traffic into a one-way, counter-clockwise flow.
- ▶ Raised islands and painted crosswalks at roundabouts provide safety for pedestrians. Short crossing distances and slow moving traffic increase pedestrian safety.
- ▶ Pedestrians cross the street using the designated crosswalks. Raised islands are provided in the middle of each crossing so pedestrians only cross one direction of traffic at a time.
- ▶ Bicyclists using the roundabout can either exit at the bicycle ramps and use the sidewalk, or continue with traffic on the road.

Driving in circles can be a good thing, if it means you get where you want to **more quickly and safely.**

That's why the Wisconsin Department of Transportation will incorporate roundabouts at key locations within the I-39/90 expansion project.

**Questions, comments or concerns?**  
Contact us in whichever way is most convenient.



**Online**

[www.i39-90.wi.gov](http://www.i39-90.wi.gov)



**Email**

[I39-90Project@dot.wi.gov](mailto:I39-90Project@dot.wi.gov)



**Facebook**

[www.facebook.com/WisconsinI3990Project](http://www.facebook.com/WisconsinI3990Project)



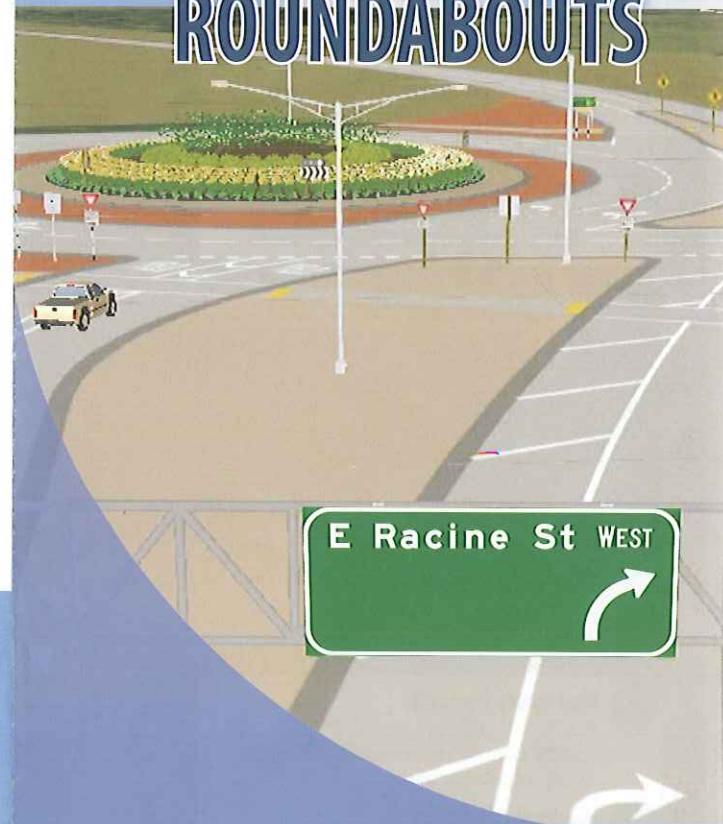
## Please drive safely

Since roundabouts are fairly new to our area, please expect a short adjustment period as drivers get used to driving them.

October 2013

 **39/90**  
**IMPROVING**  
a gateway to Wisconsin

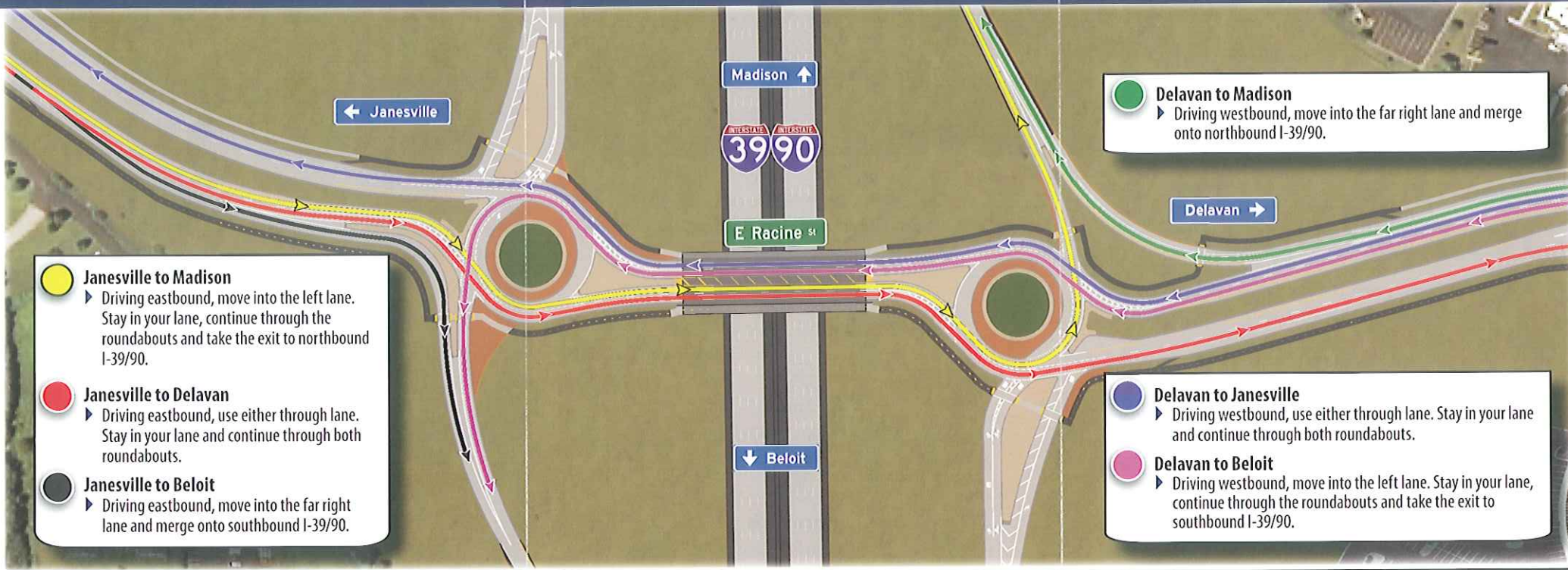
# How to drive the HIGHWAY 11 (RACINE ST.) ROUNDBABOUTS



U.S. Department of Transportation  
Federal Highway Administration



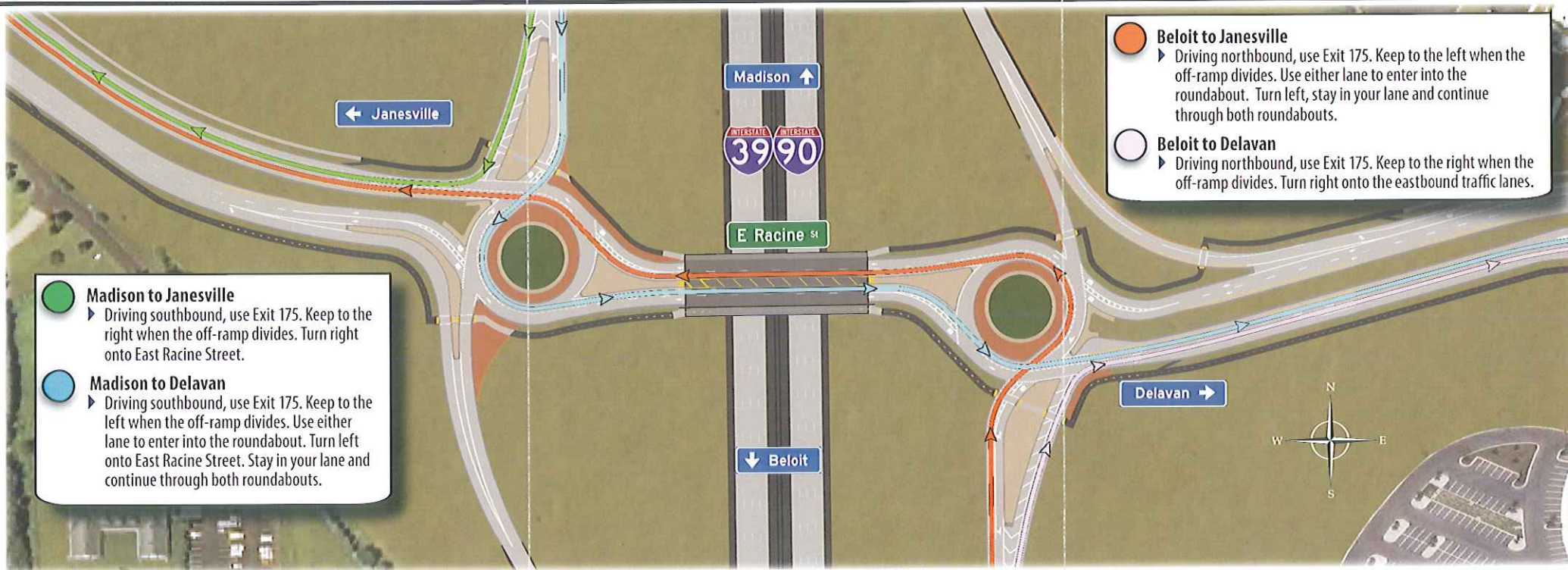
Always follow the overhead signs and pavement markings to choose the appropriate lane.



- **Janesville to Madison**
  - ▶ Driving eastbound, move into the left lane. Stay in your lane, continue through the roundabouts and take the exit to northbound I-39/90.
- **Janesville to Delavan**
  - ▶ Driving eastbound, use either through lane. Stay in your lane and continue through both roundabouts.
- **Janesville to Beloit**
  - ▶ Driving eastbound, move into the far right lane and merge onto southbound I-39/90.

- **Delavan to Madison**
  - ▶ Driving westbound, move into the far right lane and merge onto northbound I-39/90.

- **Delavan to Janesville**
  - ▶ Driving westbound, use either through lane. Stay in your lane and continue through both roundabouts.
- **Delavan to Beloit**
  - ▶ Driving westbound, move into the left lane. Stay in your lane, continue through the roundabouts and take the exit to southbound I-39/90.



- **Madison to Janesville**
  - ▶ Driving southbound, use Exit 175. Keep to the right when the off-ramp divides. Turn right onto East Racine Street.
- **Madison to Delavan**
  - ▶ Driving southbound, use Exit 175. Keep to the left when the off-ramp divides. Use either lane to enter into the roundabout. Turn left onto East Racine Street. Stay in your lane and continue through both roundabouts.

- **Beloit to Janesville**
  - ▶ Driving northbound, use Exit 175. Keep to the left when the off-ramp divides. Use either lane to enter into the roundabout. Turn left, stay in your lane and continue through both roundabouts.
- **Beloit to Delavan**
  - ▶ Driving northbound, use Exit 175. Keep to the right when the off-ramp divides. Turn right onto the eastbound traffic lanes.